

DAILY WORK PLAN BRIEFING












ENVIROPACIFIC

DOC NO: EP-HSE-11-FRM-02

PROCESS OWNER: National HSEQ Manager

Project Name	DVA Greenslopes	Project No: 107 143	Date: 30/03/2023
Name of Supervisor/presenter		M. Merriman	
Today's Forecast			
- Max. Temp: 30	UV Index: Mid	Wind Speed Low	Rainfall Showers

CRITICAL RISKS (Which of the Critical Risks are present for today's activities – Review Key Minimum Standards)

Critical Risk	Key Controls	Critical Risk	Key Controls
1. TRAFFIC, PLANT AND PEOPLE 	Pedestrian guidance adjacent driveway entry. Traffic control when reversing vehicles onto site. Spotters.	2. EXCAVATION 	N/A at this stage
3. ELECTRICAL & SERVICES 	All services are terminated. Temp power supply via Generator(s) fitted with RCD units.	4. WORK AT HEIGHT 	Training / Work at Heights Permit system / EWP access
5. ASBESTOS & DEMOLITION 	Follow ARCP controls. Demolition has not commenced.	6. CONFINED SPACE AND HAZ ATMOSPHERE 	N/A
7. TEMPORARY WORKS 	Perimeter scaffolding with working decks and handrails.	8. FITNESS FOR WORK 	All crew members to present both Alcohol & drug free.
9. ENVIRO SITE MANAGEMENT 	Silt fencing to Northern fence line. Shade cloth to perimeter fence line. Potable water dust spray	10. SOIL AND WATER 	N/A at this stage
11. AIR AND AMENITY 	Daily air quality monitoring by 3 rd party.	The requirements of all Minimum Standards must be implemented in all Enviropacific Workplaces.	

Items raised from yesterday's meeting or other meetings

Basis of complaint from neighbouring property with concerns that Asbestos workers were not wearing the correct PPE when removing Asbestos or lining skip(s).

The instance regarding the PPE during removal will be when a member rolled down his coveralls when vacuuming out the Main Hall southern gutter. He was observed by EPS workers to still have on his RPE. The reasoning was that he was feeling the effects of heat and was trying to cool down whilst still doing his task.

For any future instances regarding the effects of heat, the worker is to remove himself from the immediate work area and following decontamination controls, move out and into a cooler location /

Today's Activities		
Activity	Key Hazards	Safe Work Method and Controls for this Activity
Continue with Asbestos roof sheeting removal to the upper-level Accommodation Block.	Work at Heights – Internal - Falls	Utilise mobile aluminium scaffolding to access the underside of the roof sheeting. Do not work outside the scaffolding handrails. Access the scaffolding deck from the internal ladder. Do not climb the outside rungs of the scaffold ends.
	Manual Handling	Follow to SOP – Manual Handling. Dual lifts where needed.
	Work at Heights – External - Falls	Use the 43' Scissor Lift as a work platform when removing the gutter line row of sheeting. Do not over-reach. Do not stand on handrails to reach / reposition the EWP to suit the task.
	Accidental entry into removal exclusion zone.	Establish full exclusion zones at both ends of driveway. Place spotters, as needed.
Removal of stage materials	Work at heights - Falls	Utilise mobile aluminium scaffolding to access the stage fittings etc. Do not work outside the scaffolding handrails. Access the scaffolding deck from the internal ladder. Do not climb the outside rungs of the scaffold ends.

have a short rest period to cool down / hydrate with cool water and when feeling revived, return to his work area.

At all times, the full coveralls are to be worn in their entirety.

When initially lining the skip, providing it is not in a direct Asbestos exposure area and there is no risk of coming into contact with raw Asbestos Containing Materials (ACMs), then the workers are not required to wear asbestos PPE / RPE.

Permits required to carry out today's activities













EPS – Work at Heights	

Suggestions or comments raised by attendees

ENVIRO-PACIFIC

Attendance record:

- I understand the general site works (activities) presented in this Daily Workplan Briefing and have signed onto the SWMS applicable to my specific task(s).
- I have raised any safety issues with the supervisor/presenter before commencing work.
- I am fit for work to perform my tasks/duties today.

Print Name	Signature	Company	Time On Site	Time Off Site
Rex Lombard		ELLS	0600	
Domic hutchins		AKQ	6:50	
Bunkiang Jan		ARQ	6:30	
Chiron NFM		ARQ	6:30	
Bunthan Ky		ARQ	6:30	
PHASAPAT		ARQ	6:30	
Sairy Ann		ARQ	6:30	
Seyha Cherry		ARQ	6:30	
Scott Barry		EPS	6:00	
Norman NFM		ARQ	6:30	
MS. S. S. S. S. S.		EPS	6:00	
Pauling Corley		OFFER	7:00	

Signature of Supervisor/Presenter:

10/20/20

Date:

30/3/2023